


V3 KINGFISHER PARTS LIST (White Box)




1



2




3



4



5



6



7



8



Replacement Bimini top

KINGFISHER SPARE PARTS	
Frame N°	REORDER N°
1	KFP-13
2	KFP-14
3	KFP-16
5	KFP-7-1600
5	KFP-7-1750
5	KFP-7-1900
5	KFP-7-2050
4	KFP-11
6	KFP-12
4	KFP-11
6	KFP-12
5	KFP-7-1600
5	KFP-7-1750
5	KFP-7-1900
5	KFP-7-2050
7	KFP-10
8	KFP-21

KINGFISHER ACCESSORIES	
Speed Stays	KFA-SPE-ST
Cool Shade Curtain	KFA-COOLSHADE
Stabiliser Brace Kit	KFA-03
Plus 100 Kit	KFA-100-RB
Rail Mount Kit 32	KFA-01-32
Rail Mount Kit 25	KFA-01-25
Corner Brace Kit	KFA-02

KINGFISHER SPARE PARTS		
10	Joining Knuckle A	KFP-1
11	Joining Knuckle B	KFP-2
12	Bow Knuckle	KFP-4
13	Plastic Tube End	KFP-5
14	Stainless Tube End	KFP-18
15	Double C clip	KFP-3
16	Cam Leaver	KFP-6
17	Locking Pin	KFP-23
18	Stainless Deck Mount	KFP-17
19	Bungee Hook	KFP-24
20	Bungee Cord & Hooks	KFP-25
21	Plastic Deck Mount	KFP-26

KINGFISHER SPARE PARTS	
DESCRIPTION	REORDER N°
Replacement Bimini Top 1600 wide	KFP-BIM-TP-1600
Replacement Bimini Top 1750 wide	KFP-BIM-TP-1750
Replacement Bimini Top 1900 wide	KFP-BIM-TP-1900
Replacement Bimini Top 2050 wide	KFP-BIM-TP-2050
Travel sock 1600 wide	KFP-TS-1600
Travel sock 1750 wide	KFP-TS-1750
Travel sock 1900 wide	KFP-TS-1900
Travel sock 2050 wide	KFP-TS-2050



10



11



12



13



14



15



16



Travel Sock



17



18



19

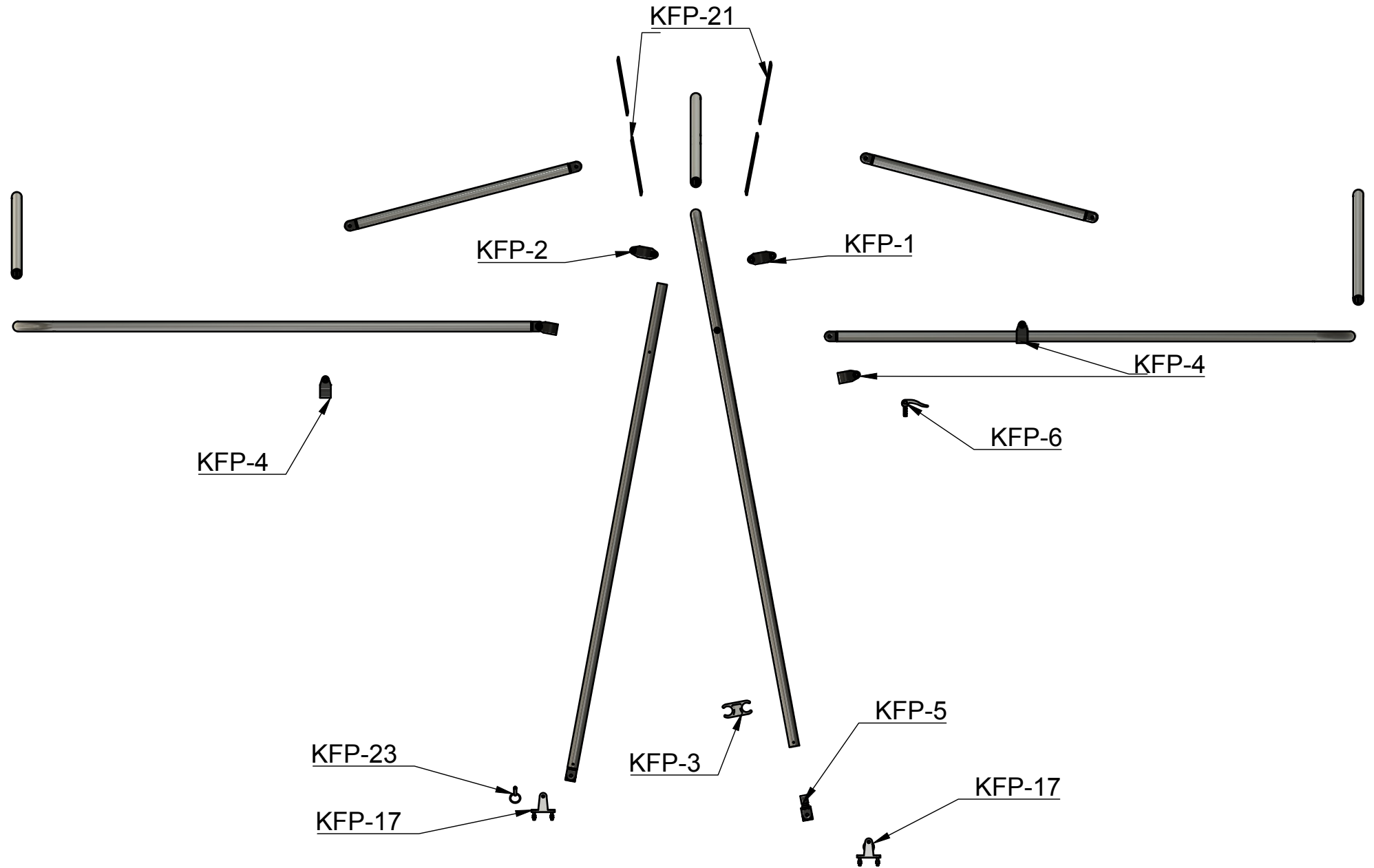


20



21

Version 3 Kingfisher parts diagram



Underside Isometric View Spare Parts Numbers

